

ORTHOPEDIC FOUNDATION FOR ANIMALS, INC.

STORMY C'S LUNAFREYA
registered name

SS05302402
registration no.

LABRADOR RETRIEVER
breed

F
sex

film/test/lab #

04/13/2018
date of birth

956000010305271
tattoo/microchip/DNA profile

32
age at evaluation in months

2063638
application number



A Not-For-Profit Organization

01/14/2021
date of report

LR-251831G32F-VPI
O.F.A. NUMBER

This number issued with the right to correct or revoke by the Orthopedic Foundation for Animals.

RESULTS:

Based upon the radiograph submitted, the consensus was that no evidence of hip dysplasia was recognized. The hip joint conformation was evaluated as:

GOOD

vet DEVEN GARVEY; CHRISTINA TROJAK

OFA eCert



Verify certificate with QR scan

G.G.KELLER, D.V.M., M.S., DACVR
CHIEF OF VETERINARY SERVICES

www.ofa.org

ORTHOPEDIC FOUNDATION FOR ANIMALS, INC.

STORMY C'S LUNAFREYA
registered name

SS05302402
registration no.

LABRADOR RETRIEVER
breed

F
sex

film/test/lab #

04/13/2018
date of birth

956000010305271
tattoo/microchip/DNA profile

32
age at evaluation in months

2063638
application number



A Not-For-Profit Organization

01/14/2021
date of report

LR-EL100323F32-VPI
O.F.A. NUMBER

This number issued with the right to correct or revoke by the Orthopedic Foundation for Animals.

RESULTS:

Based upon the radiograph submitted, the consensus was that no evidence of elbow dysplasia was recognized.

NORMAL

vet DEVEN GARVEY; CHRISTINA TROJAK

OFA eCert



Verify certificate with QR scan

G.G.KELLER, D.V.M., M.S., DACVR
CHIEF OF VETERINARY SERVICES

www.ofa.org

ORTHOPEDIC FOUNDATION FOR ANIMALS, INC.



STORMY C'S LUNAFREYA
registered name

SS05302402
registration no.

LABRADOR RETRIEVER
breed

F
sex

596612
film/test/lab #

4/13/2018
date of birth

956000010305271
tattoo/microchip/DNA profile

10
age at evaluation in months



A Not-For-Profit Organization

2063638
application number

LR-EYE17545/10F-VPI
O.F.A. NUMBER

6/19/2019
date of report

This number issued with the right to correct or revoke by the Orthopedic Foundation for Animals.

RESULTS:

Based upon the exam dated 2/17/2019, this dog has been found to be free of observable inherited eye disease and has been issued an Eye Certification Registry Number which is valid for one year from the time of the exam.

owner

CHRISTINA TROJAK

G.G. Keller DVM

G.G.KELLER, D.V.M., M.S., DACVR
CHIEF OF VETERINARY SERVICES
















www.ofa.org

Dog Information

Stormy C's Lunafreya (Freya)
 NAME Female
 SEX
 Labrador Retriever
 GENETIC BREED April 13th, 2018
 DATE OF BIRTH
 American Kennel Club: SS05302402
 REGISTRATION n/a
 MICROCHIP

Deven Garvey
 OWNER NAME
 Canine Genetic Health Screen
 TEST
 April 24th, 2020
 TEST DATE

BREED HEALTH TESTS

DISEASE	GENE	GENOTYPE	RESULT	
Centronuclear Myopathy	PTPLA	NN	Clear	
Degenerative Myelopathy, DM	SOD1	GG	Clear	
Exercise-Induced Collapse	DNM1	GG	Clear	
Hereditary Nasal Parakeratosis	SUV39H2	GG	Clear	
Hyperuricosuria and Hyperuricemia or Urolithiasis, HUU	SLC2A9 (Exon 5)	CC	Clear	
Macular Corneal Dystrophy, MCD	CHST6	CC	Clear	
Narcolepsy	HCRTR2	AA	Clear	
Progressive Retinal Atrophy, prcd	PRCD Exon 1	GG	Clear	
Pyruvate Kinase Deficiency	PKLR Exon 7 SNP Variant 1	CC	Clear	
Skeletal Dysplasia 2, SD2	COL11A2	GG	Clear	
Achromatopsia	CNGA3 (Exon 7 Deletion)	NN	Clear	
Alexander Disease	GFAP (Exon 4)	GG	Clear	
Canine Elliptocytosis	SPTB Exon 30	CC	Clear	
Congenital Myasthenic Syndrome	COLQ (Exon 14)	TT	Clear	
Golden Retriever Progressive Retinal Atrophy 2, GR-PRA2	TTC8 Exon 8	NN	Clear	

Dog Information

Stormy C's Lunafreya (Freya)
NAME

Labrador Retriever
GENETIC BREED

American Kennel Club: SS05302402
REGISTRATION

Female
SEX

April 13th, 2018
DATE OF BIRTH



n/a
MICROCHIP

Deven Garvey
OWNER NAME

Canine Genetic Health Screen
TEST

April 24th, 2020
TEST DATE

BREED HEALTH TESTS

DISEASE	GENE	GENOTYPE	RESULT	
Myotubular Myopathy 1, X-linked Myotubular Myopathy, XL-MTM	MTM1 (Exon 7)	CC	Clear	
Progressive Retinal Atrophy - crd4/cord1	RPGRIP1 (Exon 2)	NN	Clear	

Dog Information

Stormy C's Lunafreya (Freya)
NAME

TRAIT TESTS (1/2)

Coat Color		RESULT
E Locus (MC1R)	No dark mask or grizzle	Ee
K Locus (CBD103)	More likely to have a mostly solid black or brown coat	K ^B K ^B
A Locus (ASIP)	Not expressed	a ^t a ^t
D Locus (MLPH)	Dark areas of hair and skin are not lightened	DD
B Locus (TYRP1)	Black or gray hair and skin	Bb
Saddle Tan (RALY)	Not expressed	ll
S Locus (MITF)	Likely to have little to no white in coat	SS
M Locus (PMEL)	No merle alleles	mm
H Locus (Harlequin)	No harlequin alleles	hh
Other Coat Traits		RESULT
Furnishings (RSP02) LINKAGE	Likely unfurnished (no mustache, beard, and/or eyebrows)	ll
Coat Length (FGF5)	Likely short or mid-length coat	GT
Shedding (MC5R)	Likely heavy/seasonal shedding	CC
Coat Texture (KRT71)	Coat would likely be curly or wavy if long	CT
Hairlessness (FOXI3) LINKAGE	Very unlikely to be hairless	NN
Hairlessness (SGK3)	Very unlikely to be hairless	NN
Oculocutaneous Albinism Type 2 (SLC45A2) LINKAGE	Likely not albino	NN
Other Body Features		RESULT

Laboratory Report

Laboratory #:	226754	Call Name:	Freya
Order #:	102977	Registered Name:	Stormy C's Lunafreya
Ordered By:	Deven Garvey	Breed:	Labrador Retriever
Ordered:	March 15, 2021	Sex:	Female
Received:	March 22, 2021	DOB:	April 2018
Reported:	March 31, 2021	Registration #:	SS05302402
		Microchip #:	956000010305271

Results:

Disease	Gene	Genotype	Interpretation
Copper Toxicosis (Labrador Retriever Type) ATP7A	ATP7A	WT/M	Carrier Female
Copper Toxicosis (Labrador Retriever Type) ATP7B	ATP7B	WT/WT	Normal (clear)

WT, wild type (normal); M, mutant; Y, Y chromosome (male)

Interpretation:

Molecular genetic analysis was performed for two specific mutations reported to be associated with copper toxicosis in dogs. We identified two normal copies of the DNA sequences in the *ATP7B* gene tested. Thus, this dog is not at an increased risk for Copper Toxicosis (Labrador Retriever Type). In addition, we identified one normal copy and one mutant copy of the DNA sequences for *ATP7A*. Thus, this dog carries one copy of the protective mutation for Copper Toxicosis (Labrador Retriever Type).

Recommendations:

No mutations were identified in the *ATP7B* gene. Thus, this dog is not at an increased risk for copper toxicosis. This dog was also tested for a genetic mutation of the *ATP7A* gene which partially protects against copper toxicosis in dogs that have inherited the *ATP7B* mutation described above. This dog carries one copy of the *ATP7A* gene mutation. The *ATP7A* gene mutation is more effective at decreasing the risk of copper toxicosis in male dogs than females and dogs that inherit two copies of the *ATP7A* mutation will have an even lesser risk of copper toxicosis than those inheriting just a single copy. However, since multiple factors (both genetic and environmental) play a role in causing copper toxicosis, the *ATP7A* mutation is not completely protective in either sex. Note: The *ATP7A* mutation is located on the X-chromosome. Since males only have a single X chromosome they can only inherit a single copy of this mutation.

Paw Print Genetics® has genetic counseling available to you at no additional charge to answer any questions about these test results, their implications and potential outcomes in breeding this dog.



Blake C Ballif, PhD
Laboratory & Scientific Director



Casey R Carl, DVM
Associate Medical Director

Normal results do not exclude inherited mutations not tested in these or other genes that may cause medical problems or may be passed on to offspring. These tests were developed and their performance determined by Paw Print Genetics®. This laboratory has established and verified the tests' accuracy and precision. Because all tests performed are DNA-based, rare genomic variations may interfere with the performance of some tests producing false results. If you think these results are in error, please contact the laboratory immediately for further evaluation. In the event of a valid dispute of results claim, Paw Print Genetics will do its best to resolve such a claim to the customer's satisfaction. If no resolution is possible after investigation by Paw Print Genetics with the cooperation of the customer, the extent of the customer's sole remedy is a refund of the fee paid. In no event shall Paw Print Genetics be liable for indirect, consequential or incidental damages of any kind. Any claim must be asserted within 60 days of the report of the test results.